



**DOORSMITH**
YOUR COMPLETE DOOR SOURCE



Proudly Canadian



WELCOME HOME - Your Guide to Entrance Door Inspiration

The pages that follow are a sample of inspirational options for your exterior door needs.

Many more glass and door options are available by visiting our website, or sitting with your local Doorsmith dealer.



Ontario's premier manufacturer of Exterior & Interior Doors, built in Barrie, ON.

Choose Doorsmith. Locally owned & operated. Proudly serving Canada for over 20 years.

Enjoy the style, performance and quality you expect for years to come.



INSPIRATIONAL CONTENT

- Doorsmith Complete Exterior Door System p4
- Configuration Inspirations p5
- Glass Inspirations p6-15
- Flush Glazed Inspirations p16-17
- More Glass Inspirations p18
- Solid Panel Inspirations p19-20
- Sidelite Inspirations p21
- Transom Inspirations p22




FINISHING INSPIRATIONS


Your choice of 15 Paint and 11 Stain options to complete the look of your new Entrance.

NOTE: Colours presented in this brochure are shown as accurate as print allows, and may vary from actual product. See your Doorsmith Dealer for physical samples of our Finish options.

Paint Colours - Available in Steel & Fiberglass Systems



Stain Colours - Available in Fiberglass Systems



DOORSMITH COMPLETE EXTERIOR DOOR SYSTEM

A complete framing system that makes it easy to install your exterior door correctly the first time, everytime. .

DOOR (STEEL / FIBERGLASS)

- Polyurethane foam insulation (Steel / 13.1 R Value) (Fiberglass / 12.5 R Value)
- Fire Rating options for 20 min. (Steel)
- High Definition embossing (Steel)
- Will not dent, rust, scratch or crack (Fiberglass)
- Raw Fiberglass with Textured Grain (Fiberglass)

JAMB/FRAME

- Primed Wood, Vinyl Wrapped Wood (int/ext), White PVC, Black PVC, Black & White Vinyl
- Matching Brickmould available in all jamb species

WEATHER-STRIP, CORNER PADS AND SWEEP

- Weather strip and Corner Pads available in White or Black

SILL

- Adjustable sill and composite substrate protects from air, water, rotting and warping

HINGES

- Standard ball bearing hinges. Soft Close option available
- Available in Satin Nickel, Matte Black, or Stainless Steel



DOOR SYSTEM FRAME OPTIONS

Frames available in 4⁹/₁₆" , 6⁹/₁₆" , 7¹/₄" , 7⁵/₈" & 9¹/₄" depth.

PRIMED FINGER-JOINTED PINE

Primed Interior and Exterior Jambes ready to be painted the colour of your choice.

ROCSOLID PVC JAMBS

The durability of a PVC window on the outside and the versatility of wood on the inside. Completely maintenance free, water and weather proof. Comes in White or Black finish.

AVAILABLE AS AN UPGRADE OPTION:

- Steel Entrance Systems (Prefinished White and Black)..
- Fiberglass Entrance Systems (Smooth White, Oak, Rustic Mahogany, Fir)

VINYL WRAPPED FINGER-JOINT

12mil rigid PVC film bonded with permanent waterproof exterior polyurethane glue base made of rot-resistant Alaskan yellow cypress to prevent water wicking. Comes in White, Tan or Black finish.

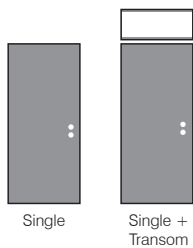
AVAILABLE AS AN UPGRADE OPTION:

- Steel Entrance Systems (Prefinished White and Black).
- Fiberglass Entrance Systems (Smooth White, Oak, Rustic Mahogany, Fir).



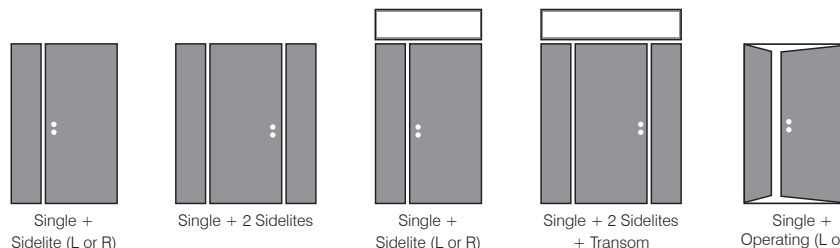
CONFIGURATION INSPIRATION

Single Door



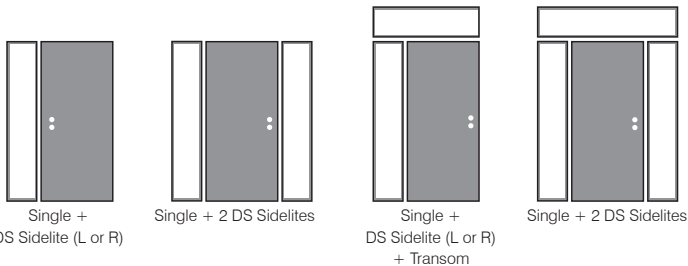
Single
Single + Transom

Single Door + Sidelite



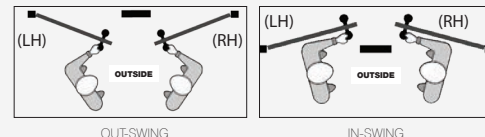
Single + Sidelite (L or R)
Single + 2 Sidelites
Single + Sidelite (L or R) + Transom
Single + 2 Sidelites + Transom
Single + Operating (L or R)

Single Door + Directset Sidelite

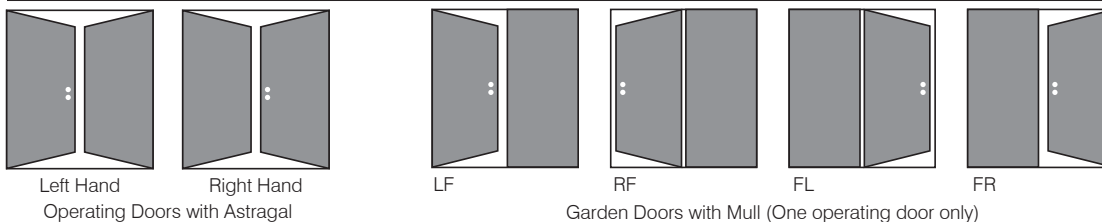


Single + DS Sidelite (L or R)
Single + 2 DS Sidelites
Single + DS Sidelite (L or R) + Transom
Single + 2 DS Sidelites

SWING & HANDING OPTIONS



Double Doors



- Doors available in 32", 34" & 36" (30" available in select styles and up to 42" in flush)
- Panel Sidelites available in 10", 12", 13", 14", 15", 16", 17" & 18" (Direct-set includes additional sizes)
- Double doors - astragal is located on the inactive door
- Centre mull available instead of astragal (std. height doors)

ROUGH OPENING (R.O) HELP GUIDE




| Doors, Sidelites & Transoms | Minimum Width | Maximum Width |
|-----------------------------------|------------------------------------|------------------------------------|
| Single | 30 ³ / ₁₆ " | 44 ³ / ₁₆ " |
| Single + Left Sidelite | 43 ¹⁵ / ₁₆ " | 57 ⁹ / ₁₆ " |
| Single + Right Sidelite | | |
| Single + Left Operating Sidelite | 49 ⁹ / ₁₆ " | 53 ⁹ / ₁₆ " |
| Single + Right Operating Sidelite | | |
| Single + 2 Sidelites | 55 ¹ / ₁₆ " | 76 ¹⁵ / ₁₆ " |
| Single + Transom | 30 ³ / ₁₆ " | 44 ³ / ₁₆ " |
| Single + Left Sidelite & Transom | 43 ¹⁵ / ₁₆ " | 57 ⁹ / ₁₆ " |
| Single + Right Sidelite & Transom | | |
| Single + 2 Sidelites & Transom | 55 ¹ / ₁₆ " | 76 ¹⁵ / ₁₆ " |
| French Doors | Minimum Width | Maximum Width |
| Left Hand | 58 ¹ / ₁₆ " | 74 ¹ / ₁₆ " |
| Right Hand | | |
| Garden Doors | Minimum Width | Maximum Width |
| LF | 60 ⁷ / ₁₆ " | 75 ¹ / ₂ " |
| RF | | |
| FL | | |
| FR | | |





3/4 Oak Park / Prefinished Black Slab

Oak Park

When you think Craftsman style, you're thinking Oak Park. Patina coming and handcrafted, textured glass create a striking geometric pattern reminiscent of Arts and Crafts design. Four glass textures create a bright entryway and medium privacy level.



- ① Crinkle Glass
- ② Thin Reed Glass
- ③ Clear Bevels
- ④ Seedy Glass
- ⑤ Patina Coming 



STYLE OPTIONS

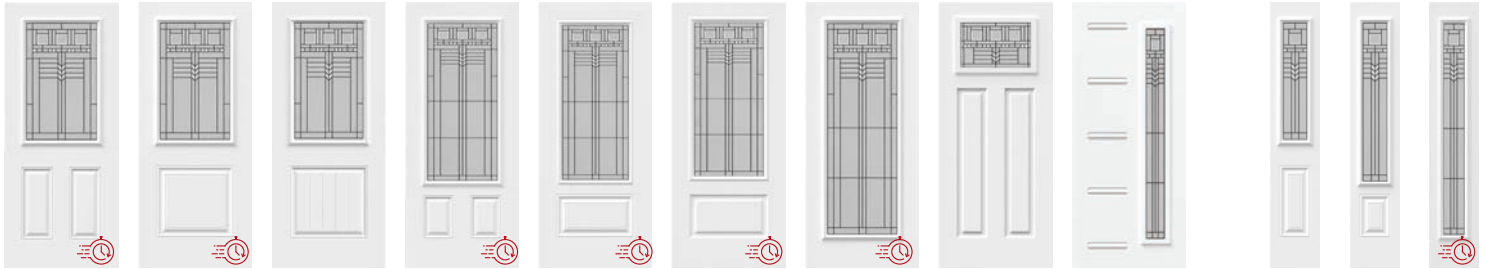
 **Built in 2 Weeks**

Look for this Icon for our QuickShip Options.
*2 Weeks refers to final order date confirmation & delivery to store.

DOORSMITH



Prefinished White Steel



Prefinished Black Steel



Satin Smooth White Fiberglass



Rift Cut Fiberglass



Fir Grain Fiberglass



Oak Grain Fiberglass



Rustic Mahogany Fiberglass



Style Tip!


Pair your choice of a Rustic Mahogany Slab with a Decorative Glass Sidelight.



3/4 Monterey / Oak Slab / Antique Chocolate Stain

Monterey

Monterey offers Craftsman design elements and a bit of modern style to your home's entrance. Clear bevels provide visibility, yet the translucent, textured glass offers a high privacy level. Patina and satin nickel give you coming options to complement your door hardware.



- ① Clear Bevels
- ② Micro-Granite Glass
- ③ Granite Glass
- ④ Patina or Satin Nickel Caming 



STYLE OPTIONS

 **Built in 2 Weeks**

Look for this Icon for our QuickShip Options.
*2 Weeks refers to final order date confirmation & delivery to store.

1000RSH111



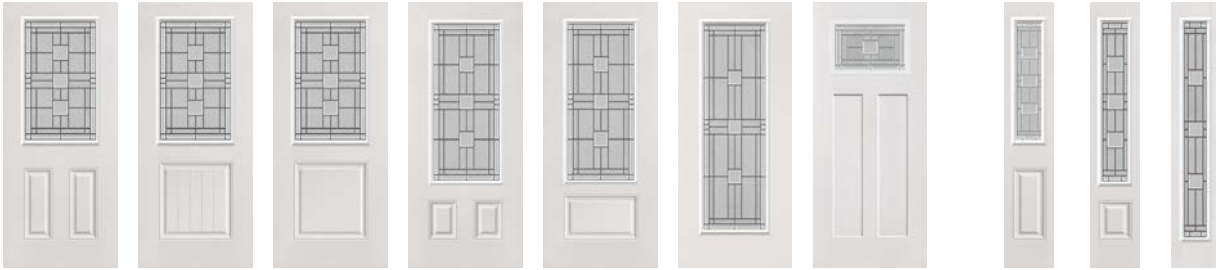
Prefinished White Steel



Prefinished Black Steel



Satin Smooth White Fiberglass



Rift Cut Fiberglass



Fir Grain Fiberglass



Oak Grain Fiberglass



Rustic Mahogany Fiberglass



Style Tip!

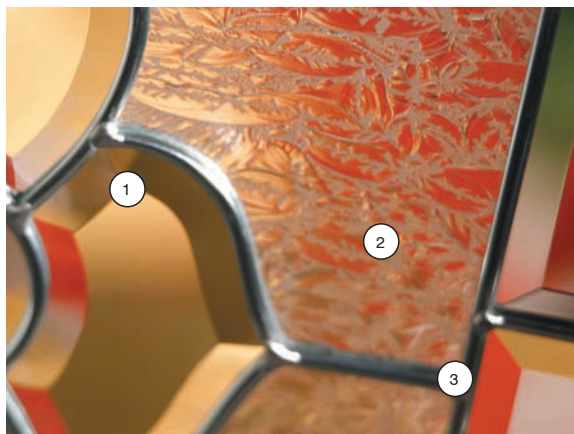
Pair your choice of a Rustic Mahogany Slab with a Decorative Glass Sidelight.




Half Light Nouveau with Sidelite / Steel Slab / Painted Wedgewood Blue

Nouveau

Nouveau places a brilliant bevel cluster at its center and frames it with a classic bevel and translucent glass design. Compliment your door hardware or home colours with a choice of patina, or nickel caming. Nouveau offers a medium level of privacy.



- ① Clear Bevels
- ② Glue Chip Glass
- ③ Patina or Nickel Caming 



Prefinished White Steel



Prefinished Black Steel



Satin Smooth White Fiberglass



Rift Cut Fiberglass



Fir Grain Fiberglass



Oak Grain Fiberglass



Rustic Mahogany Fiberglass



Style Tip!


Pair your choice of a Rustic Mahogany Slab with a Decorative Glass Sidelight.



Full Light Courtyard with Sidelite / Oak Slab / Brushed Iron Stain

Courtyard

Wrought Iron designs are as current today as they were 100 years ago. The pronounced fretwork of Courtyard creates a look that is both strong and subtle, offering a high privacy level.




① Granite Glass

② Wrought Iron

Privacy Rating




Prefinished White Steel



Prefinished Black Steel



Satin Smooth White Fiberglass



Rift Cut Fiberglass



Fir Grain Fiberglass



Oak Grain Fiberglass



Rustic Mahogany Fiberglass



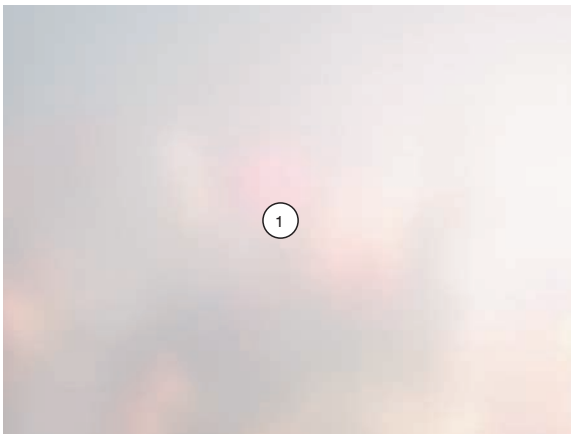
Style Tip!
Pair your choice of a Rustic Mahogany Slab with a Decorative Glass Sidelight.



Blanca Craftsman with Sidelite / Steel Slab / Painted Cranberry

Blanca

Offering a high level of privacy and an understated backdrop, Blanca has a frosted, slightly stippled surface.



① Blanca Silk Screened Glass



STYLE OPTIONS


 **Built in 2 Weeks**

Look for this Icon for our QuickShip Options.
*2 Weeks refers to final order date confirmation & delivery to store.

DOORSMITH



Prefinished White Steel



Prefinished Black Steel



Satin Smooth White Fiberglass



Rift Cut Fiberglass



Fir Grain Fiberglass



Oak Grain Fiberglass



Rustic Mahogany Fiberglass



Style Tip!

Pair your choice of a Rustic Mahogany Slab with a Decorative Glass Sidelight.

FLUSH GLAZED INSPIRATIONS



6 Lite SDL Craftsman /Rift Cut Slab /Stained Mahogany



Rift Cut Edge Embossment



Satin Smooth Edge Embossment

Flush Glazed

Shaker doors have a clean look with crisp edges, a style which emerged from an arts and crafts movement. This style is a perfect design for flush glazed doors. with insulated glass. A design approach that eliminates the doorglass frame and provides a clean look with more viewing area.

FLUSH GLAZED INSPIRATIONS

Harbour Craft® Shaker Classic Satin Smooth & Rift Cut Texture Flush Glazed Fiberglass



1 Panel Shaker
Available with
Flush Glazed Clear &
Blanca Glass



1 Lite Shaker
Mini Blinds

Flush Glazed



1 Lite Shaker
Clear Low-E

Flush Glazed - Also available in Blanca



3 Lite
Clear Low-E

Flush Glazed - Also available in Blanca



4 Lite
Blanca

Flush Glazed - Also Available in Clear Low-E



5 Lite
Clear Low-E

Flush Glazed - Also available in Blanca



6 Lite
Blanca

Flush Glazed - Also Available in Clear Low-E



3 Panel Craftsman



2 Panel Craftsman
Blanca

Flush Glazed



Craftsman
Blanca

Flush Glazed



2 Panel Craftsman
Clear Low-E

Flush Glazed



Craftsman
Clear Low-E

Flush Glazed



3 Lite Craftsman
Blanca

Flush Glazed - Also Available in Clear Low-E



6 Lite Craftsman
Clear Low-E

Flush Glazed - Also available in Blanca



2 Lite
Blanca

Flush Glazed - Also Available in Clear Low-E



3 Lite Craftsman
Blanca

Flush Glazed - Also Available in Clear Low-E



6 Lite Craftsman
Clear Low-E

Flush Glazed - Also available in Blanca



2 Lite
Clear Low-E

Flush Glazed - Also available in Blanca



9 Lite Prairie
Clear Low-E

Flush Glazed - Also available in Blanca



4 Lite Craftsman
Blanca

Flush Glazed - Also Available in Clear Low-E



8 Lite (8ft is 10 Lite)
Clear Low-E

Flush Glazed - Also available in Blanca



15 Lite Craftsman
Blanca

Flush Glazed - Also Available in Clear Low-E



4 Lite
Clear Low-E

Flush Glazed - Also available in Blanca



5 Lite
Blanca

Flush Glazed - Also Available in Clear Low-E



Prairie
Clear Low-E

Flush Glazed - Also available in Blanca

MORE GLASS INSPIRATIONS

Many more glass styles available to inspire from ODL and NOVATECH.




SDL Grills




Chinchilla




Crosswalk




Topaz




Whistler



Linea



Karma



Endrick



Cachet



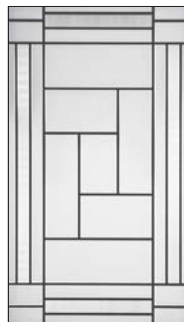
Avenue



Celeste




Belmont



Louisberg



White Satin



Bolero



Nobel



MANY MORE -- Visit doorsmith.ca/decorative-glass

SOLID PANEL INSPIRATIONS

Harbour Craft® Contemporary Mahogany Fiberglass Doors




Door stiles are constructed of engineered lumber combined with a composite cap. Engineered lumber is free of knots and is more rigid than traditional wood; resisting shrinking, bowing and twisting.




Contemporary Embossment




Contemporary 12




Contemporary 05




Contemporary 14



Contemporary 16



Contemporary 24



Contemporary 29



Contemporary 30



Contemporary 60

Harbour Craft® Estate Satin Smooth Fiberglass



6 Panel



6 Panel Narrow



2 Panel Square



2 Panel Camber



2 Panel Camber Plank



2 Panel 3/4 Top



2 Panel Camber

Harbour Craft® Estate Rift Cut Texture Fiberglass



6 Panel



2 Panel Square



2 Panel 3/4 Top

Rift Cut Edge Embossment



Satin Smooth Edge Embossment



SOLID PANEL INSPIRATIONS

Steel Options




6 Panel



3P Scroll




2 Panel Planked Camber



Orleans




London




Sydney




Soho



Linea



Oso



Vog



Victoria (Craftsman)

Prestige Mouldings

The depth of the embossment matches the look of entrance doors on luxury homes.

Before After



Dentil Shelf Option

(Craftsman only)

Oak Grain Fiberglass



6 Panel



2P 3/4



1 Panel Shaker



2 Panel Shaker



5 Panel Shaker



Craftsman




Fir Grain Dentil Shelf Option

(Craftsman only)

Fir Fiberglass

Rustic Mahogany Fiberglass *Door glass not available in rustic mahogany slabs, Sidelite only.



1 Panel Plank Square Top



2 Panel Plank Arch Top



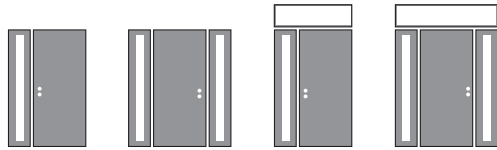
2 Panel Square Top



2 Panel Arch Top

SIDELITE INSPIRATIONS

Stationary, operating and direct-set sidelites each offer their own appeal to what look you as the homeowner wish to achieve.



Panel Sidelites

The standard when it comes to looking for a Sidelite option. Available in both Steel and Fiberglass, the Panel Sidelite offers durable construction and a large assortment of glass options in half, three-quarter and full glass systems.

- Glass Size is 7"W on full lites, 8"W for half & 3/4 lites. Panel Sizes include 10"/12"/13"/14"/15"/16"/17"/18"
- Available in 30" / 32" / 34" / 36" Single Door Systems.

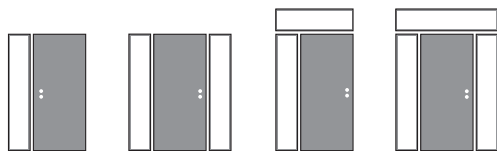


LH/RH Available

Operating Sidelites

Uses the same astragal technology as double doors. The flip lever activates both flush bolts and the floating boot at the same time. Engaging the deadbolt activates both lock pawls into keepers allowing a greater system opening.

- Glass Size is 7"W on full lites, 8"W for half & 3/4 lites Panel Sizes include 12" / 13" / 14"
- Only Available in 34" / 36" Single Door Systems.



Direct-Set Sidelites

The term "direct-set" refers to the glass directly mounted into the frame providing a seamless look, allowing over 50% more light compared to other configurations. It also allows more flexibility when designing in odd sizes.

- Available in 30" / 32" / 34" / 36" Single Door Systems.
- Custom sizes start at 8" and climb in 1/8" increments to 18". Available in all glass options below.


Direct-Set Glass Inspirations



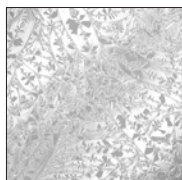
Clear LOW-E




Sandblasted



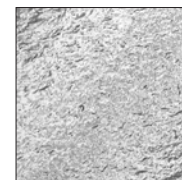
Chinchilla




GlueChip



Pinhead



Granite



Rain

Direct-Set Mini Blind Options

- Direct-Set Mini Blinds sizes start at 8-1/8" and climb in 1/2" increments to 13-1/8".
- Available in 6 Colours



White



Sand



Tan



Silver Moon



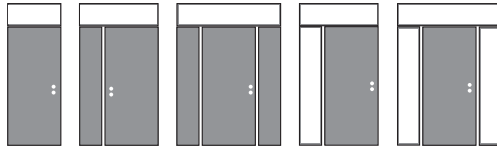
Slate Grey



Espresso

TRANSOM INSPIRATIONS


Transoms are meant to compliment your home's architectural style, allow more light in, and improve the overall look of your front entrance.



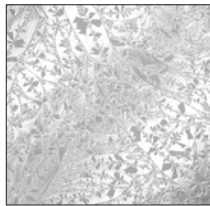
Transom Configurations:

- Available in Rectangular only, up to a unit height of 97-11/16".
- Available in Steel or Fiberglass Systems.
- Transom Glass sizes range from 9-3/4" to 16" on a standard 80" System.
- Transom glass styles chosen to compliment many decorative glass options from ODL and Novatech.
- Custom Heights available - Speak to your Doorsmith Supplier for details.


Transom Glass Inspirations



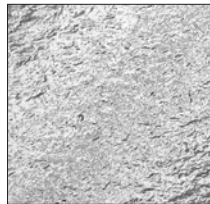
Chinchilla




GlueChip



Pinhead



Granite




Rain



Arctic



Clear LOW-E



Sandblasted



SECURITY. PERFORMANCE. STANDARD.


Doorsmith is now offering an innovative NEW locking system for exterior doors. This one-of-a-kind PanoLock+ multi-point lock works with most off-the-shelf lock hardware, supports a forgiving installation, and offers lasting performance, all at an affordable price point.



A simple turn of the deadbolt operates both tapered bolts smoothly and the handle-set operates the handle set latch. Three points of secure contact. PanoLock+ is easy to live with, even after years of use.

- . No dedicated hardware required.
- . No need for dedicated panels.
- . No difficult installation.
- . No expensive templates.

ADJUSTABLE STRIKE PLATE FINISHES



Victorian Bronze



Satin Nickel




Black



Stainless Steel

FACEPLATE FINISHES



Bronze Anodized



Satin Nickel

The **FIRST** and **ONLY** multi-point lock that works with a variety of off-the-shelf hardware -Including Electronic Deadbolts

DOORSMITH DIGITAL

COMPLETE DOOR QUOTING SOFTWARE



- One Stop Shop ALL Exterior, Storm, Interior
- Email and Print Full Colour Quotes With Ease

| Doorsmith Address: 411 Bayview Drive Barrie, Ontario Phone: 1-800-461-5411 | | Quote Page 1 of 2 Quote Number: _____ Date: _____ | | | | | | | | | | | | | | | | | | | | | |
|--|---|--|--|---|---|--|---|---|---|---|---|---|---|---|---|--------------------------------|---|--|---|--|---|---|---|
| Customer Information Name: _____ Address: _____ Phone 1: _____ Phone 2: _____ Fax: _____ Contact: _____ Job Name: _____ | | <p>Image is viewed from Exterior</p> | | | | | | | | | | | | | | | | | | | | | |
| Specifications U.D. = 55-131/2" x 81-111/2"; R.O. = 53-91/2" x 83-31/2" Tip to Top = 55-71/2" x 83" Lead Time: 20 Working Days (Call to verify) | | | | | | | | | | | | | | | | | | | | | | | |
| <table border="1"> <thead> <tr> <th>Item Description</th> <th>Qty</th> </tr> </thead> <tbody> <tr> <td>3'0" x 8'0" DS-2236-1P-CTWI Doorsmith Prefinished White Steel Door w/Courtyard Nickel Vein Wrought Iron Glass w/Zeel Life Frame - Right Hand Inswing</td> <td>1</td> </tr> <tr> <td>2 3/4" Backset - Double Bore (2 1/8" Dia. Bore w/Standard 5-1/2" Spacing)</td> <td>1</td> </tr> <tr> <td>Set of Ball Bearing - Satin Nickel Hinges</td> <td>1</td> </tr> <tr> <td>Single Sidelite (Left/Lock Side) 14" Wide DS-0764-CTWI w/Courtyard Nickel Vein Wrought Iron Glass w/Zeel Life Frame</td> <td>1</td> </tr> <tr> <td>White Vinyl Clad Frame (Continuous Head/Sill) - 6-91/2" Jamb w/2" Vinyl Clad Brickmould Exterior Trim (Applied)</td> <td>1</td> </tr> <tr> <td>White Compression Weatherstrip</td> <td>1</td> </tr> <tr> <td>Adjustable Composite w/Dark Cap - Mill Deck Sill w/1-1/2" Mill Finish Extender</td> <td>1</td> </tr> <tr> <td>PREFINISH: Paint Exterior Side of Door & Sidelite Panels only CRANBERRY (CR) (Unfinished Door Edge):</td> <td>1</td> </tr> <tr> <td>Paint Exterior of Frame only (and Exterior Trim) CRANBERRY (CR)</td> <td>1</td> </tr> </tbody> </table> | | | | Item Description | Qty | 3'0" x 8'0" DS-2236-1P-CTWI Doorsmith Prefinished White Steel Door w/Courtyard Nickel Vein Wrought Iron Glass w/Zeel Life Frame - Right Hand Inswing | 1 | 2 3/4" Backset - Double Bore (2 1/8" Dia. Bore w/Standard 5-1/2" Spacing) | 1 | Set of Ball Bearing - Satin Nickel Hinges | 1 | Single Sidelite (Left/Lock Side) 14" Wide DS-0764-CTWI w/Courtyard Nickel Vein Wrought Iron Glass w/Zeel Life Frame | 1 | White Vinyl Clad Frame (Continuous Head/Sill) - 6-91/2" Jamb w/2" Vinyl Clad Brickmould Exterior Trim (Applied) | 1 | White Compression Weatherstrip | 1 | Adjustable Composite w/Dark Cap - Mill Deck Sill w/1-1/2" Mill Finish Extender | 1 | PREFINISH: Paint Exterior Side of Door & Sidelite Panels only CRANBERRY (CR) (Unfinished Door Edge): | 1 | Paint Exterior of Frame only (and Exterior Trim) CRANBERRY (CR) | 1 |
| Item Description | Qty | | | | | | | | | | | | | | | | | | | | | | |
| 3'0" x 8'0" DS-2236-1P-CTWI Doorsmith Prefinished White Steel Door w/Courtyard Nickel Vein Wrought Iron Glass w/Zeel Life Frame - Right Hand Inswing | 1 | | | | | | | | | | | | | | | | | | | | | | |
| 2 3/4" Backset - Double Bore (2 1/8" Dia. Bore w/Standard 5-1/2" Spacing) | 1 | | | | | | | | | | | | | | | | | | | | | | |
| Set of Ball Bearing - Satin Nickel Hinges | 1 | | | | | | | | | | | | | | | | | | | | | | |
| Single Sidelite (Left/Lock Side) 14" Wide DS-0764-CTWI w/Courtyard Nickel Vein Wrought Iron Glass w/Zeel Life Frame | 1 | | | | | | | | | | | | | | | | | | | | | | |
| White Vinyl Clad Frame (Continuous Head/Sill) - 6-91/2" Jamb w/2" Vinyl Clad Brickmould Exterior Trim (Applied) | 1 | | | | | | | | | | | | | | | | | | | | | | |
| White Compression Weatherstrip | 1 | | | | | | | | | | | | | | | | | | | | | | |
| Adjustable Composite w/Dark Cap - Mill Deck Sill w/1-1/2" Mill Finish Extender | 1 | | | | | | | | | | | | | | | | | | | | | | |
| PREFINISH: Paint Exterior Side of Door & Sidelite Panels only CRANBERRY (CR) (Unfinished Door Edge): | 1 | | | | | | | | | | | | | | | | | | | | | | |
| Paint Exterior of Frame only (and Exterior Trim) CRANBERRY (CR) | 1 | | | | | | | | | | | | | | | | | | | | | | |
| <table border="1"> <tr> <td> Manufacturer's Sidelite Conformity For: NFRC 100-208 SAMA/WIDOMAS USA 018.5.2-M40-08 CSA A44093.09 Product Rating & Maximum Net Class R-04.45 2850 x 2075 (112 x 82)-SIED Design Pressure: -2160-2400 Pa (+45-58 psf) Water Penetration Resistance: Leak Pressure: 180 Pa (4.1 psf) U-factor for Installation Evaluation: 0.33 </td> <td> DOORSMITH Barrie, ON Product: Steel Wood Edge Inswing Entry Door w/ one side Sidelite </td> <td> NFRC CAN-M4-8 </td> </tr> </table> | | | | Manufacturer's Sidelite Conformity For: NFRC 100-208 SAMA/WIDOMAS USA 018.5.2-M40-08 CSA A44093.09 Product Rating & Maximum Net Class R-04.45 2850 x 2075 (112 x 82)-SIED Design Pressure: -2160-2400 Pa (+45-58 psf) Water Penetration Resistance: Leak Pressure: 180 Pa (4.1 psf) U-factor for Installation Evaluation: 0.33 | DOORSMITH Barrie, ON Product: Steel Wood Edge Inswing Entry Door w/ one side Sidelite | NFRC CAN-M4-8 | | | | | | | | | | | | | | | | | |
| Manufacturer's Sidelite Conformity For: NFRC 100-208 SAMA/WIDOMAS USA 018.5.2-M40-08 CSA A44093.09 Product Rating & Maximum Net Class R-04.45 2850 x 2075 (112 x 82)-SIED Design Pressure: -2160-2400 Pa (+45-58 psf) Water Penetration Resistance: Leak Pressure: 180 Pa (4.1 psf) U-factor for Installation Evaluation: 0.33 | DOORSMITH Barrie, ON Product: Steel Wood Edge Inswing Entry Door w/ one side Sidelite | NFRC CAN-M4-8 | | | | | | | | | | | | | | | | | | | | | |
| Distributed by: Doorsmith Version #: 3.75-0 | | | | | | | | | | | | | | | | | | | | | | | |

Ask Your In-store Sales Associate For Your **FREE Exterior Door Quote Today!**



Get more from

**DOORSMITH**
YOUR COMPLETE DOOR SOURCE



www.doorsmith.ca Proudly Canadian 

ds-it-welcomehome Pub: JAN 2026